







10736 124 Street  
Edmonton, AB T5M 0H1  
780-452-1133

4359 99 Street  
Edmonton, AB T6E 5E4  
780-496-9375

[www.quilters-dream.ca](http://www.quilters-dream.ca)


**CLASSES, CLUBS & EVENTS  
JANUARY TO JUNE 2012**

INDEX	PAGE	DATES
<b>The Mastering Program</b> <ul style="list-style-type: none"> <li>• Quilt Making Basics</li> <li>• Backing, Batting &amp; Basting</li> <li>• Machine Quilting</li> <li>• Quilt Marking</li> <li>• Fabulous Finishings</li> <li>• Fabulous Feathers</li> </ul>	3	<ul style="list-style-type: none"> <li>• Classes start North in Feb, South in Jan</li> <li>• North: March 27, March 21, South March 3, March 22</li> <li>• Classes ongoing! Please check inside.</li> <li>• North: April 16, South, April 25</li> <li>• North: April 23 &amp; 30, South May 2 &amp; 9</li> <li>• North: Starts Feb 18; South starts Feb 15 or Apr 10</li> </ul>
<b>Post Mastering Classes</b> <ul style="list-style-type: none"> <li>• Flip Flop Quilt</li> <li>• Bargello Beauty</li> <li>• Six Halves Make a Whole</li> <li>• Honeycomb Blocks Quilt</li> <li>• Discovery Quilt</li> <li>• Moroccan Tiles</li> <li>• Meandering Star</li> <li>• Teddy Bear Cuddle Quilt</li> <li>• Zen Tangle Table Runner</li> <li>• Super Simple Pineapple</li> <li>• Turning Over a New Leaf</li> </ul>	4-5	<ul style="list-style-type: none"> <li>• North: Sat, June 23</li> <li>• North: Sat, Feb 4, March 3 &amp; 24</li> <li>• North starts April 24; South starts March 24</li> <li>• South: Thurs Feb 23, March 22, April 26 &amp; May 24</li> <li>• North: Sat, Feb 25, March 31, April 28 &amp; May 26</li> <li>• North: Starts April 23; South starts May 4</li> <li>• South: Thurs, April 12, 19, 26 &amp; May 3</li> <li>• North: Thurs, March 1, 8 &amp; 22</li> <li>• South: Saturday, March 24 &amp; 31</li> <li>• North: Saturday, May 5</li> <li>• South: Tues, March 6, 20, April 3 &amp; 17</li> </ul>
<b>Paper Piecing &amp; Beyond</b> <ul style="list-style-type: none"> <li>• Paper Piecing Basics</li> <li>• Bali Wedding Star</li> </ul> <b>Applique Basics &amp; Beyond, Hand Quilting</b> <ul style="list-style-type: none"> <li>• Machine Applique</li> <li>• Hand Applique</li> <li>• Hand Quilting</li> </ul>	5	<ul style="list-style-type: none"> <li>• South: Saturdays, May 19 &amp; June 2</li> <li>• North: Sats, Feb 4, March 17, April 21 &amp; May 19, 9:30- 12:30</li> <li>• South: Sats, April 14, 21 &amp; 28</li> <li>• South: Sats, April 28 &amp; May 5</li> <li>• South: Sats, May 26 &amp; June 2</li> </ul>

<p><b>Beginner Sewing Classes</b></p> <ul style="list-style-type: none"> <li>• Beginner Sewing Level 1</li> <li>• Beginner Sewing Level 2</li> <li>• Alteration Basics</li> <li>• Hems!</li> </ul> <p><b>Intensive Serger Review</b></p>	<p>5</p>	<ul style="list-style-type: none"> <li>• North: Classes start Jan 11; South starts Jan 28</li> <li>• North: Classes start Feb 29; South March 24</li> <li>• South: Tuesdays, March 6 &amp; 20</li> <li>• South: Tuesdays, April 3 &amp; 10</li> <li>• South: Saturday, March 17</li> </ul>
<p><b>Fibre Arts Basics &amp; Beyond</b></p> <ul style="list-style-type: none"> <li>• Design Magic</li> <li>• Leaves!</li> <li>• Rubbing Plate Roundup</li> </ul> <p><b>Software &amp; Embroidery Basics</b></p> <ul style="list-style-type: none"> <li>• Intro to Machine Embroidery</li> <li>• Maureen's Embroidery Explosion!</li> </ul> <p><b>Clubs</b></p> <ul style="list-style-type: none"> <li>• Stash Pot Club</li> <li>• Scrap Club</li> </ul>	<p>6-7</p>	<ul style="list-style-type: none"> <li>• North: Saturday, June 2</li> <li>• North: Saturday, June 16</li> <li>• South: Saturday, May 5</li> </ul> <ul style="list-style-type: none"> <li>• South: Saturday Feb 18 &amp; 25</li> </ul> <ul style="list-style-type: none"> <li>• NEW DATES COMING!</li> </ul> <ul style="list-style-type: none"> <li>• South: Starts Feb 7</li> <li>• South: Join up for the Jan 19<sup>th</sup> class!</li> </ul>
<p><b>SPECIAL EVENTS</b></p> <p><b>Kerrin Brookes</b></p> <p><b>Fibre Arts Festival!</b> Susan Purney Mark, Guest Artist!</p> <ul style="list-style-type: none"> <li>• Screen, Plate and Mono Printing</li> <li>• Imagery on Fabric</li> </ul>	<p>7</p>	<p><b>SOUTH: Feb 28 to March 4. Stay tuned for details!</b></p> <p><b>Check inside for Trunk Show &amp; Book Signing Details!</b></p> <ul style="list-style-type: none"> <li>• South: Wed, Thurs, Fri, March 14, 15 &amp; 16<sup>th</sup>!</li> <li>• South: Saturday and Sunday, March 17 &amp; 18</li> </ul>
		
		

## Our Mastering Program

### - THE ESSENTIALS WE RECOMMEND BEFORE GOING FURTHER!

<p><b>Quilt Making Basics</b> LE0002            North: Lynette/South: Connie \$144.00            NORTH: Tuesdays, Feb 7, 14, 21, 28, March 6 &amp; 20, 6:00 - 9:00                              Wednesdays, Feb 1, 8, 15, 22, 29 &amp; March 7, 9:30 - 12:30            SOUTH: Thursdays, Jan 26, Feb 2, 9, 23, March 1 &amp; 8, 6:00 - 9:00                              Saturdays, Jan 21, 28, Feb 4, 11, 18 &amp; 25, 9:30 - 12:30            Begin with color theory, terminology and rotary cutting, and proceed to make simple blocks for your first quilt top! Designed for the total beginner, you will emerge a confident quilter!</p>	<p><b>Quilt Marking</b> LE0004            Heather \$27.00            North: Monday, April 16, 6:00 - 9:00            South: Wednesday, April 25, 6:00 - 9:00            Ever get frustrated by the pattern that asks you to "quilt as desired"? This class is designed to help you choose a great stencil or quilting motif, learn how to manipulate it to work on your quilt and decide the best way to mark your quilt top!</p>
<p><b>Backing, Batting &amp; Basting</b> LE0003            Lynette &amp; Connie \$54.00            NORTH: Tuesdays, March 27 &amp; April 3, 6:00 - 9:00                              Wednesdays, March 21 &amp; 28, 9:30 - 12:30            SOUTH: Thursdays, March 22 &amp; 29, 6:00 - 9:00                              Saturdays, March 3 &amp; 10, 9:30 - 12:30            Once your quilt top is made, it's time to choose your quilt batting, pick a backing fabric and baste the layers together! Discover different methods and ideas to get your quilt put together!</p>	<p><b>Machine Quilting</b> LE0005            Heather \$108.00            North: Mondays, Jan 16, 23, Feb 6 &amp; 13, 6:00 - 9:00                              Mondays, March 5, 12, 19 &amp; 26, 6:00 - 9:00                              Mondays, May 21, 28, June 4 &amp; 11, 6:00 - 9:00            South: Wednesdays, Jan 18, 25, Feb 1 &amp; 8, 6:00 - 9:00                              Wednesdays, Mar 28, April 4, 11 &amp; 18, 6:00- 9:00            Machine quilting adds the final pizzazz to your quilt! Start with walking foot techniques, and proceed to free motion, creating your own feathers and more! On the way you'll learn about quilting with decorative threads, needle choices and a wealth of other information. This is one of our most popular courses!</p>
<p><b>Fabulous Finishings</b> LE0007            Heather \$54.00            North: Mondays, April 23 &amp; 30, 6:00 - 9:00            South: Wednesdays, May 2 &amp; 9, 6:00 - 9:00            There's more than one way to bind that quilt! Learn several ways to apply bindings without a "lump" at the joint. You will also explore quilt labels and their importance.</p>	
	<p><b>Fabulous Feathers with Heather!</b>  <b>CODE:LE0192 \$ 54.00</b>            North: Saturdays, Feb 18 &amp; March 3, 9:30 - 12:30            South: Wednesdays, Feb 15 &amp; 22, 6:00 - 9:00                              Tuesdays, April 10 &amp; 24, 6:00 - 9:00            Want to learn to do free-motion feathers?! Heather will explore the world of quilting feathers, both with marking your quilt top and going free form!</p>



<p><b>Turning Over a New Leaf</b>      <b>CODE:LE0044</b>  <b>Connie</b>      <b>\$108.00</b>  South: Tuesdays, March 6, 20, April 3 &amp; 17, 6:00- 9:00  So many techniques to learn while you make this great wall hanging! Micro quilting, raw edge appliqué, bobbin work, trapunto and more - join Connie for a great project! Pattern Required.</p>	<p><b>Hand Quilting</b>      <b>CODE: LE0006</b>  Lynette      <b>\$54.00</b>  South: Saturdays, May 26 &amp; June 2, 1:00 - 4:00  Learn the ins and outs of hand quilting! You will learn to layer, different methods of marking a hand quilting motif, thread choices, needle choices, and of course, how to rock out a great hand quilting stitch!</p>
---	---

**PAPER PIECING BASICS & BEYOND**

<p><b>Paper Piecing</b>      <b>CODE:LE0011</b>  Lynette      <b>\$54.00</b>  South: Saturdays, May 19 June 2, 9:30 - 12:30  The pattern "Inner Beauty Placemats" by Chili Peppers will be created while you learn the basics of paper piecing! Lynette makes it fun and easy to master the tiniest of points! Pattern Required.</p>	<p><b>Bali Wedding Star</b>      <b>CODE:LE0207</b>  Andrea      <b>\$108.00</b>  North: Saturdays, Feb 4, March 17, April 21 &amp; May 19, 9:30 - 12:30  Andrea has completed yet another Judy Niemeyer wonder! Further your paper piecing skills while creating another great quilt project! This is for EXPERIENCED QUILTERS please! Pattern Required</p>
--	--

**APPLIQUE BASICS & BEYOND**

<p><b>Machine Appliqué</b>      <b>CODE:LE0008</b>  Connie      <b>\$81.00</b>  South: Saturdays, April 14, 21 &amp; 28, 1:30 - 4:30  Create a lively little wallhanging by making 3 appliquéd quilt blocks with 3 different techniques! This class is designed for beginner quilters who want to try machine appliqué for the first time.</p>	<p><b>Hand Appliqué:</b>      <b>CODE: LE0009</b>  Lynette      <b>\$54.00</b>  South: Saturdays, April 28 &amp; May 5, 1:30 - 4:30  Hand appliqué is a great technique for giving dimension to your work. It is soothing and relaxing - once you know some basic needle-turn techniques! Lynette will teach you the basics of hand appliqué - from perfect points to smooth curves and beyond! Stencil required.</p>
--	---

**BEGINNER SEWING CLASSES & SERGER REVIEW**

<p><b>Beginner Sewing Level 1 -</b>      <b>CODE: LE0055</b>  Dorothea/Coleen      <b>\$135</b>  North: Wednesdays, Jan 11, 18, 25, Feb 8 &amp; 22, 6:00 - 9:00  South: Saturdays, Jan 28, Feb 4, 11, 18 &amp; 25, 9:30-12:30  Love clothes and want to make your own? Learn the basics of pattern fitting, fabric selection, pattern marking and construction, while you make a garment!</p>	<p><b>Alteration Basics!</b>      <b>CODE: LE0119</b>  Coleen      <b>\$54.00</b>  South: Tuesdays, March 6 &amp; 20, 6:00 - 9:00</p>
<p><b>Beginner Sewing Level 2</b>      <b>CODE: LE0056</b>  Dorothea/Coleen      <b>\$108.00</b>  North: Wednesdays, Feb 29, March 7, 14 &amp; 21, 6:00-9:00  South: Saturdays, March 24, 31, April 14 &amp; 21, 9:30 - 12:30</p>	<p><b>Hems!</b>      <b>CODE:LE0120</b>  Coleen      <b>\$54.00</b>  South: Tuesdays, April 3 &amp; 10, 6:00 - 9:00</p>

<b>INTENSIVE SERGER REVIEW</b> Using a serger involves many different techniques. You may do a 1 1/2 hour technique class (or all of them!) while you get familiar with your serger's capabilities! <b>NEXT DATES:</b> Southside: Saturday, March 17!	<b>Threads &amp; Tensions</b> <b>LE00198</b> <b>9:30 - 11:00</b> <b>\$20</b> Southside: March 17
<b>Gathering, Stretch, Elastic</b> <b>LE00199</b> <b>11:30 - 1:00</b> <b>\$20</b> Southside: March 17	<b>Rolled Hems</b> <b>LE00200</b> <b>1:30 - 3:00</b> <b>\$20</b> Southside: March 17
<b>Flat Lock Stitching</b> <b>LE00201</b> <b>3:30 - 5:00</b> Southside: March 17	<b>Register for all 4 and save an ADDITIONAL 10% off on all your supplies that day (20% Total Discount).</b>

## FIBRE ART BASICS & BEYOND

<b>DESIGN MAGIC -</b> <b>CODE: LE00239</b> Jackie <b>\$54.00</b> North: Saturday, June 2, 9:30 - 4:00 Explore the artistic nature of Shiva Paintstiks and unique stencils as you create unique panels for your very own table runner or quilt! Book Required (Comes with 2 stencils in it!)	<b>LEAVES!</b> <b>CODE: LE0205</b> Darlene <b>\$54.00</b> North: Saturday, June 16, 9:30 - 4:00 Create the popular Cedar Canyon table runner, "Leaves", while learning some easy cheater appliqué methods, trapunto, and shiva paintstik techniques! Pattern Required
<b>NEW! Rubbing Plate Roundup</b> <b>CODE:LE0206</b> Darlene <b>\$54.00</b> South: Saturday, May 5, 9:30- 4:00 Have you collected Rubbing Plates to use once or twice for your Shiva Paintstiks and now aren't using them? Shelly Stokes has published a new book, "Rubbing Plate Roundup"! Join Darlene and learn many other, exciting ways to get those rubbing plates working for you! Book required.	<b>NEW! Introduction to Machine Needle Felting</b> Darlene <b>\$27.00</b> <b>CODE: LE0075</b> North: Saturday, January 21, 9:30 - 12:30 Recently purchase a new Felting Machine (aka the "Embellisher"?) Join us for this three-hour class as we work on small samples and try felting on various substrata, such as denim, wool, Lutradur and other stabilizers! Learn what materials felt and what need to be blended in order to work. Bring your machines along!

## SOFTWARE & EMBROIDERY BASICS

<b>Introduction to Machine Embroidery</b> Juliana <b>CODE LE0193</b> <b>\$54.00</b> South: Saturdays, Feb 18 & 25, 1:30 - 4:30 Just buy a new embroidery machine? Want to get started but need some basic hands-on experience first? This is the class for you! Learn the basics of "hooping", which stabilizer to use on what project - how to set up your first project and get going! This class is for ALL MODELS of embroidery machines!	<b>Maureen's Embroidery Explosion!</b> <b>CODE:LE0195</b> Maureen <b>\$108.00</b> South: Sats, Feb 11, 25, March 10 & 24, 1:00 - 4:00 Choose one of these 4 projects: Wild!flowers, Wild!flowers2, Tulip Time or Garden Club and get busy embroidering! ANY model of embroidery machine is acceptable, so long as you have a minimum 5" x 7" hoop. You may also do it rehooping or on a larger hoop! Any questions? Call 780-496-9375 and ask for Maureen!
--	---

# CLUBS!

## Stash Pot Club!

**CODE:LE0196**

Denise

**\$108.00**

Tuesdays, Feb 7, March 13, April 17 & May 8, 6:00 - 9:00

Join Denise once a month for this 4-part stash buster club! Start with a simple pattern and work through as many projects as you want over this time! Denise will be there to guide you, help with color choices and fabric placement, teach you some new tricks and encourage you to get that Stash under control!!!

## Scrap Club!

**CODE LE00191**

Wanda

**\$192.00**

Southside: Thursdays, Sept 29, Oct 20, Nov 17, Jan 19, Feb 16, March 22, April 19, May 23, 6:00 - 9:00 p.m.

In our first class we'll talk about organizing scraps and cutting them into useful pieces and get some work done and out of the way! Then each month we'll use them in various projects - pillows, bags & quilts!

Join this Club in January 2012 and we will pro-rate the tuition fee!!!!

## SPECIAL EVENTS!

**KERRIN BROOKES RETURNS!**

**PFAFF SOFTWARE SPECIALIST**

**SOUTH: February 28 to March 3<sup>rd</sup>**

**KEEP POSTED FOR DETAILS!**

## FIBRE ARTS FESTIVAL

**With Guest Instructor: Susan Purney-Mark!**

more of my work...



## TRUNK SHOW & BOOK SIGNING!

**With Susan Purney-Mark**

**CODE: Le0191 \$35.00**

Southside: Wednesday, March 14 7:00 p.m.

\*A small registration fee to secure your seat for the evening, guarantees you 15% off on everything you purchase that evening! INCLUDING new new books!

Join us on Wednesday evening, March 14, for a fun Trunk Show Presentation by Susan Purney-Mark! Susan has two new books to present to us - plus a bevy of great quilts and art pieces that she has completed! Get her autograph while you are at it!

Refreshments will be served.

## Screen, Plate and Mono Printing for the Fabric Artist

**CODE: LE0189 \$330**

Southside: Wednesday, Thursday & Friday, March 14, 15, 16 2012, 9:30 - 5:00 EACH DAY

This three-day workshop will cover deconstructed screen printing, screen printing with paints, soy wax and a variety of resist techniques, monoprinting, gelatine plates, soy wax batik, and more! Susan's wonderful samples and teaching will add to your fibre arts repertoire!

**REGISTER FOR BOTH WORKSHOPS FOR ONLY \$500!**

## Imagery on Fabric **CODE LE0190 \$220**

Southside: Saturday & Sunday, March 17<sup>th</sup> & 18<sup>th</sup>, 9:30 - 5:00 EACH DAY.

Learn numerous ways to transfer images with photographs, TAP and gel mediums! Then work with discharge materials, lettering techniques and more!

**REGISTER FOR BOTH WORKSHOPS AND GET FREE ADMITTANCE TO THE TRUNK SHOW!**

**Call Early to Avoid Disappointment.**

